



St Margaret of Scotland
CATHOLIC PRIMARY SCHOOL

Knowledge Map
Year 2 – Pentecost 1


English

Monsters: An owner's guide

We will be exploring all that we need to know about assembling and operating a monstrously marvellous companion!

We will learn to use conjunctions when and so to improve our writing.

If you could create a monster, what features might it have?



Maths

2d and 3d shapes:

Year 2 will be exploring shapes, including how many lines of symmetry (*mirror lines*) that they might have.

What 2d and 3d shapes can you find at home? Post some ideas on Seesaw for us to see!

E.g.: a ball is a sphere.

Tick the statements that are true for this shape:



- It is regular
- It has 5 vertices
- It is an octagon
- It has 6 sides

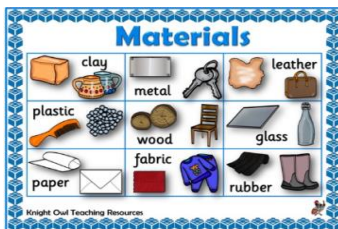
Science

Key vocabulary:

This term, we will learn about different types of materials and their properties. How many different materials can you find around the house? Post a picture onto class dojo!

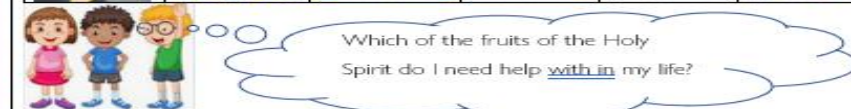

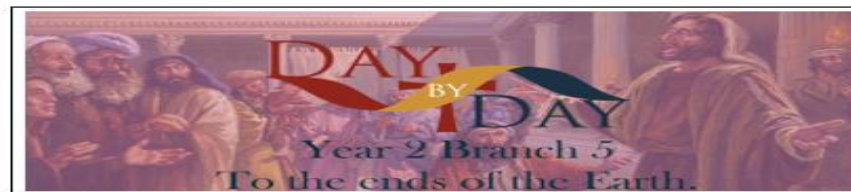


SCAN ME!



| | | |
|----------------|---|--|
| Twist | To turn an object with your hands | |
| Bend | To turn an object from straight to curved | |
| Squash | To crush something | |
| Stretch | To extend the length of an object | |

RE



| | | |
|---------------------------|---|--|
| Holy Spirit | One of the three parts to God - God the Spirit. | |
| Ascension | When Jesus' physical body rose up to Heaven. | |
| Pentecost | The day when the Holy Spirit, represented as fire, filled the Apostles. | |
| Paul | A follower of Jesus, whose name changed to Paul. | |
| prayer | A way to communicate to God. | |
| Acts of the Spirit | Ways that St Paul describes the Holy Spirit. | |

PE

In this unit pupils will develop skills required in athletic activities such as running at different speeds, jumping and throwing. In all athletic based activities, pupils will engage in performing skills and measuring performance, competing to improve on their own score and against others. They are given opportunities to work collaboratively as well as independently. They learn how to improve by identifying areas of strength as well as areas to develop.

Geography

Geography: Luton and Africa

Where is England located on the map of the United Kingdom?

Which continent do we live in?

Which continent is the hottest? Why?

What human and physical features can you find in your local area?

Year 2 will be learning about the UK. We will explore the human and physical features of the UK and 3 countries in Africa!

Where is Africa located on the world map?



| | |
|-------------------------|---|
| Equator | An imaginary/invisible line running around the middle of the Earth. |
| Continent | A large solid area of land. |
| Vegetation | Plant life that grows in an area of land. |
| Human feature | Features made by people. (e.g. a shop) |
| Physical feature | Features made naturally. (e.g. a river) |

ART: African Print Artwork

We will be researching all about African print.

Our topic is inspired by Kente fabrics!



What do you think these patterns have been inspired by?

Keywords

Printing

The technique of repeating a pattern. This can be done in different ways to create a final piece of artwork.

Geometric

Shapes or patterns that use zig-zags, chequerboard, curved lines, spirals and circles.

Music

RECORDER

Listening:
Bolero – Ravel – 20th Century
Night Ferry – Anna Clyde – 21st Century



RHE

CREATED TO LOVE OTHERS - Religious Understanding

This unit begins with a version of the Prodigal Son story to show children that God loves us, and nothing we can do will stop Him from loving us. [Story Sessions: God Loves You](#)

CREATED TO LIVE IN COMMUNITY - Religious Understanding

In this unit pupils will hear the story of The Good Samaritan and will be introduced to the concept of the Trinity – God as a three in one community of love – and think about what the Trinity means for them. This is a simple teaching that we will return to in more complexity in later years. These stories show children that God made us to be in loving relationships with one another.

[Session 1: Three in One](#)

[Session 2: Who is My Neighbour?](#)

Login information for the parent portal:

Username: parents@stmargarets.luton.sch.uk

Password: Margaret_1

Ten:Ten Resources

Life to the Full Plus!

