

Knowledge Map

EYFS Advent 1

Make sure to bring a labelled water bottle to school.

Can you use both hands to pinch, squeeze, roll, poke and stretch the dough?

Can you write your name?

Can you think of a time when you have felt these emotions? Why did you feel that way?

Physical Development

We are making our fingers strong so that we can be Super Writers!

Make your own playdough using this recipe:

Ingredients:

- 2 cups of plain flour
- ½ cup salt
- 2 tbsps Cream of Tartar
- 1½ cups of boiling water
- 2 tbsps oil (I use vegetable)
- Food Colouring (optional)

Method:

- Mix dry ingredients together
- Add wet ingredients together
- Working quickly while the water is hot, add wet to dry and mix, mix, mix
- Tip onto a floured bench and knead, knead, knead (add extra flour as required)

Let's go to the Dough Disco!



Diary dates:



23.10.2023 Break up for half term

Our P.E. lessons are on **Thursday**

Please ensure your child has their named PE kit in school.



PE Kit

- Green shorts
- White t-shirt
- Plimsolls/trainers
- Long hair tied up
- Remove earrings

Personal, Social and Emotional Development



Key vocabulary to learn:

Happy
Thrilled
Ecstatic

Sad
Miserable
Disappointed

Angry
Frustrated
Furious

Watch me!



Understanding the World

Key vocabulary to learn:



Doctor



Fire fighter



Mail carrier



Police officer



Teacher



Shop keeper

We are learning to wash our hands properly. Practise washing and drying your hands:

Watch me!



How else can you keep your body clean?

Learn how to make the sign of the cross:



*In the name of the Father
And of the Son
And of the Holy Spirit, Amen.*

Maths

Practise counting out loud forwards and backwards to twenty.

0 1 2 3 4 5 6 7 8 9
10 11 12 13 14 15
16 17 18 19 20

Watch me!



Can you say how many are in each of these arrays without counting them? Can you show that many fingers?

1 - one	2 - two	3 - three
4 - four	5 - five	6 - six

Subitising means quickly recognising the amount of objects in a small group without needing to count them.

Phonics

We are learning our Set 1 sounds.

Scan the code to find out more about supporting phonics at home:



Practice using 'Fred Talk' (say the words in sounds) to orally segment and blend the sounds in these words:

d-i-g, p-a-n, s-a-t, s-u-n, t-a-p, t-o-p, t-i-n, p-i-g

Play these games to develop your sound discrimination skills:

Guess the animal from the sound!



Fred Talk the word and match to the picture!



Speed Sounds Set 1

m	a	s	d	t
i	n	p	g	o
c	k	u	b	f
e	l	h	sh	r
j	v	y	w	th
z	ch	qu	x	ng


Use your sound cards to quickly read all of the sounds. Watch this video to find out how to say the sounds correctly.



Literacy

Here are some of the stories we will be exploring this half term:

Owl Babies



Watch me!



All are Welcome



Watch me!



Which part of the story did you like best? Why?

Can you retell the story?

Can you name the people in your family?

Draw a picture of your favourite part of the story and talk about what happens next.

Learn to sing these nursery rhymes off by

Expressive Arts and Design

